

F. W. HOWE.
Sight for Fire-Arms.

No. 46,000.

Patented Jan. 24, 1865.

Fig: 1.

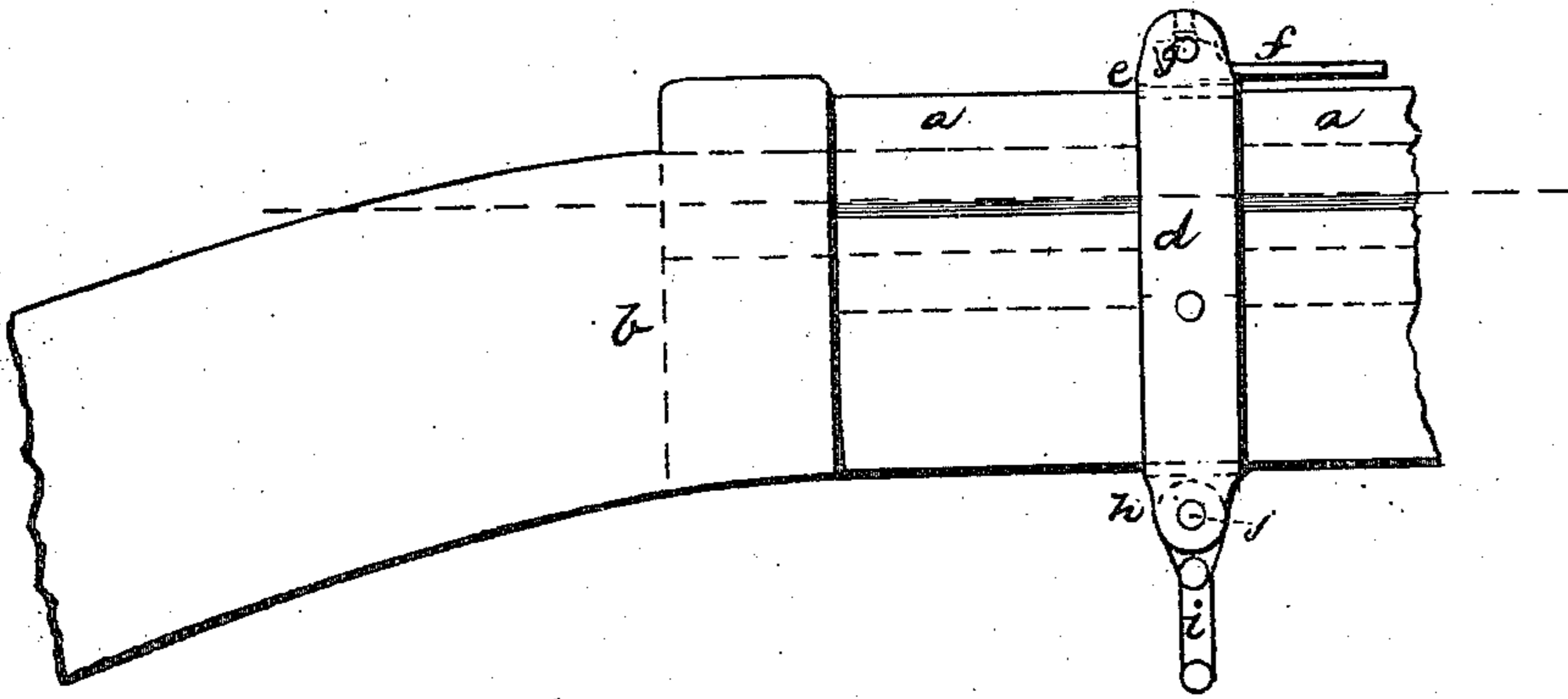


Fig: 2.

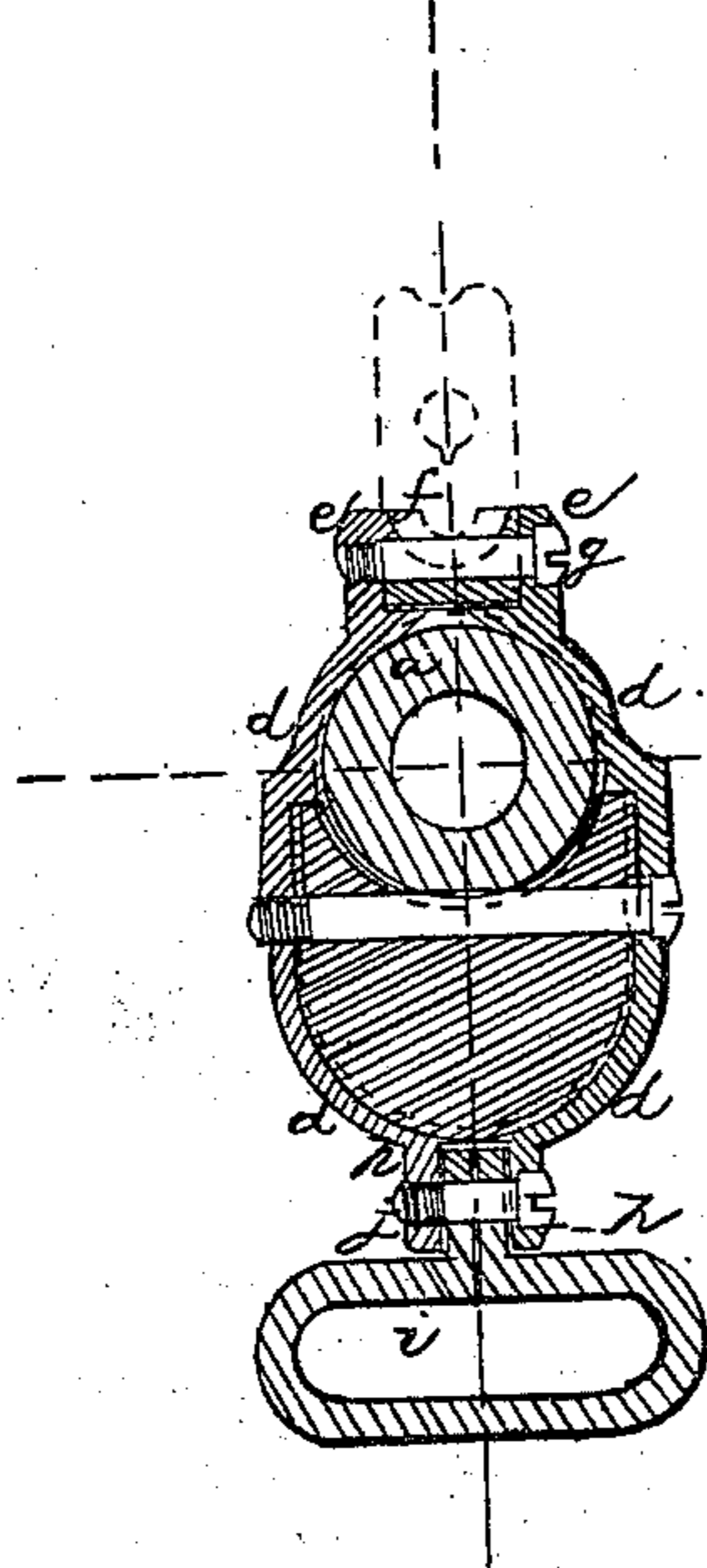
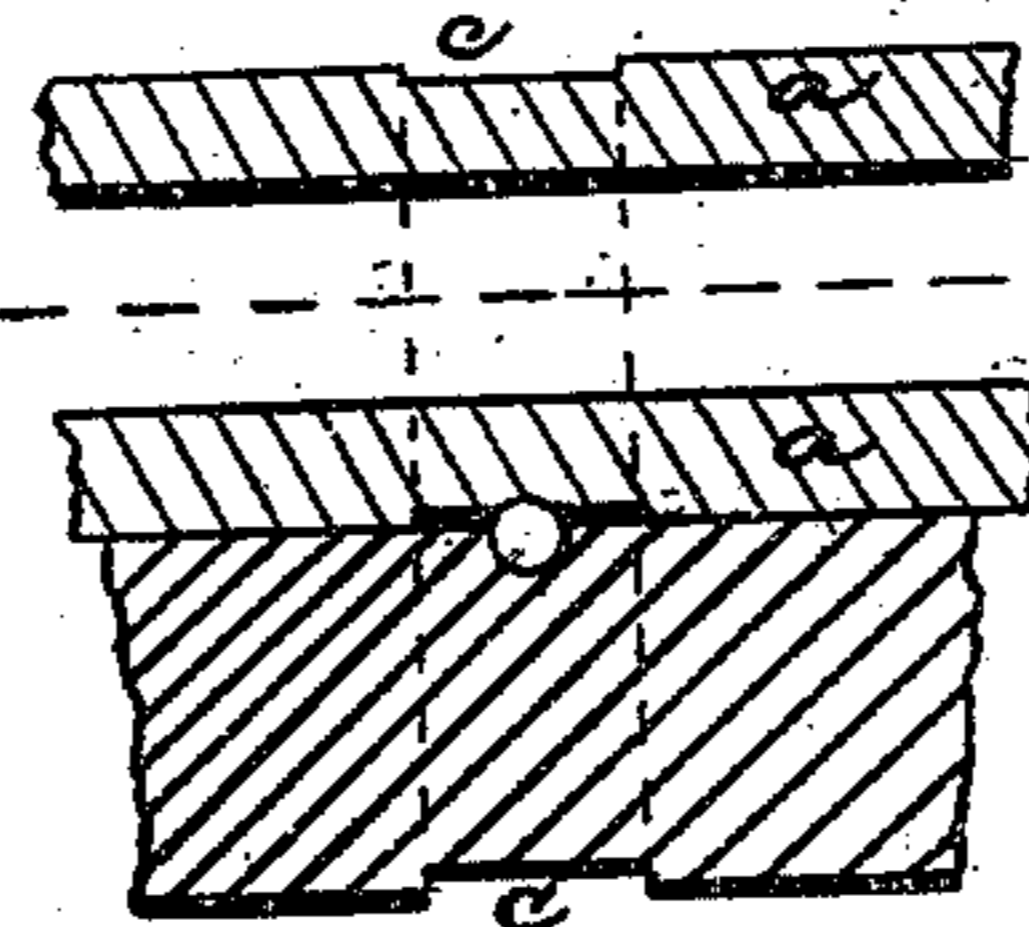


Fig: 3.



Witness
Hearing
Albert H. Howland

Inventor
F. W. Howe

UNITED STATES PATENT OFFICE.

FREDERIC W. HOWE, OF PROVIDENCE, RHODE ISLAND.

IMPROVEMENT IN REAR-SIGHT BASES FOR FIRE-ARMS.

Specification forming part of Letters Patent No. 46,000, dated January 24, 1865.

To all whom it may concern:

Be it known that I, F. W. HOWE, of Providence, in the State of Rhode Island, have invented a new and useful Improvement in the Rear-Sight Base for Fire-Arms; and I do hereby declare that the following is a full, clear, and exact description thereof, reference being had to the accompanying drawings, making part of this specification, in which—

Figure 1 is a side elevation thereof as applied; Fig. 2, a cross and Fig. 3 a longitudinal section.

The same letters indicate like parts in all the figures.

In the accompanying drawings, *a* represents a part of the barrel of a breech-loading musket, and *b* part of the breech. A little forward of the breech the barrel and stock are formed with a recess, as represented at *c*, Fig. 3, and by dotted lines in Fig. 2, which recess or groove extends all around, the two sides thereof being parallel and presenting square shoulders. To this recess is fitted a band made in two parts, *d d*, each extending from the central line at the top of the barrel to the central line at the bottom of the stock, and nearly touching each other at both places. They are secured in place and to each other by a screw passing through one side and the stock and tapped into the other; and they are further secured to each other at the top and bottom in the following manner: At top they are formed each with a projecting ear, *e*, the two being parallel, and at such distance apart as to receive between them the rear sight, *f*, which turns on a fulcrum-pin, *g*, which is the

screw that connects the two parts of the band *d d* at top. At bottom they are formed in like manner with projecting ears *h h*, not so far apart, to receive between them the swivel *i* for the back-strap, and the screw *j* forms the fulcrum on which the said swivel turns, and which at the same time forms the fastening of the two parts of the band at bottom.

By the above mode of construction the band answers several purposes: First, it forms a strong and simple base for the rear sight. It secures in an efficient manner the barrel to the stock, and at the same time takes the place of a stud, screw, and washer heretofore required to prevent the displacement of the parts by the recoil in firing, and it avoids the necessity of an extra part to hold the swivel for the back-strap.

What I claim as my invention, and desire to secure by Letters Patent, is—

1. The employment of a band made in two parts and fitted to a recess or groove in the outer surface of the barrel and stock, and secured as described, in combination with the barrel, stock, and rear sight, as described, and for the purpose set forth.

2. The combination of the said band made in two parts, and fitted to a recess or groove in the barrel and stock, and secured as described, in combination with the back-strap swivel, as described, and for the purpose set forth.

FREDERIC W. HOWE.

Witnesses:

HENRY MARTIN,
AGBERT M. HEWITT.